

NUMBERS TO KNOW  
UIMHREACHA

12

12 Meeting Rooms  
1300 sq.m. total  
combined space.

990

Meeting Delegates  
Maximum capacity of the  
largest function room.

275

Classic Rooms  
Superior Rooms  
Business Class Rooms  
Level 5 Executive Rooms  
Junior Suites

WHY CHOOSE  
THE GALMONT  
CÉN FÁTH ‘THE  
GALMONT’?

Choice of meeting rooms, depending on  
size and purpose of event.

Maximum capacity of 990 people for  
reception setup.

Maximum capacity of 650 people for  
banquet setup.

Ultra High Speed wifi throughout with dedicated  
conference network.

Committed & experienced team.

On-site car parking.

City Centre Location.

PACKAGES - PACÁISTÍ

*We offer bespoke solutions and packages to meet your exact needs.*

*Cuirimid réitigh agus pacáistí saincheaptha ar fáil  
chun freastal go cuí ar do chuid riachtanas.*



Competitive  
rates for day  
meetings



Outstanding  
24-hour  
events



Bespoke solutions for  
training, meetings,  
conferences, associations  
and institutions, charity,  
and Gala dinners.



Social events



Creative packages  
for Christmas  
parties

Just let us know your needs and we will be more than happy to help you create your special event.  
*Inis dúinn cad iad do chuid riachtanas & beidh muid breá sásta d’ócáid speisialta a chruthú.*

GALWAY  
GAILLIMH



- B** Bus Station
- C** Coach Station
- P** Car Parking
- T** Train Station

WHERE WE ARE  
CÁ BHFUIL MUID?

The Galmont sits in a central location, overlooking Lough Atalia. Close to Eyre Square and a minute's walk from the city's train and bus stations, the hotel is close to all the attractions and shopping of Galway city centre.  
GPS Coordinates - North: 53° 16' 27.24" / West: 9° 02' 35.40"

GETTING HERE  
CONAS TEACHT  
ORAINN

By car, take the M6 from Dublin, N18 from Limerick and N17 from Sligo. Galway is an hour's drive from Shannon Airport and Ireland West Airport in Knock.

Just one minute's walk away is Ceannt Station, with daily trains to and from Dublin and Limerick.

Citylink and Go Bus offer non-stop coach services to Dublin City and Dublin Airport.

PARKING  
PÁIRCEÁIL

There is a car park directly underneath the hotel, with 240 spaces. Ask our Meetings & Events team for details of our rates.



THE GALMONT HOTEL & SPA, LOUGH ATALIA ROAD, GALWAY  
+353 (0) 91 538 300 | [meetings@thegalmont.com](mailto:meetings@thegalmont.com) | [thegalmont.com](http://thegalmont.com)

*Meetings & Events*



MEET AT THE GALMONT  
CAS LE CHÉILE AG THE GALMONT



12 EVENT SPACES WITH  
A COMBINED SPACE  
OF 1300 SQ.M. AND  
A MAXIMUM CEILING  
HEIGHT OF 5.7M.

With the largest event spaces in the west of Ireland and a committed team to make sure your event runs without a hitch, The Galmont is the natural choice for meetings and events in Galway, whether private or corporate.

FOOD & DRINK  
BIA & DEOCH



From breakfast to set you up for the day ahead in *Marina's Restaurant*, a working lunch or coffee in *Coopers Bar & Lounge*, or post-meeting cocktails in the bar – The Galmont has you covered when it comes to food and drink.

For corporate entertainment, our Events team can work with you to plan a group lunch or dinner, drinks and canapés or a summer barbecue in one of our many flexible dining spaces.



BUSINESS CLASS ROOMS & SUITES  
SEOMRAÍ GRÁD GNÓ & SVUÍT



OUR 275 ROOMS  
ARE DESIGNED FOR  
AN EXCEPTIONAL  
GUEST EXPERIENCE,  
WITH EVERYTHING A  
BUSINESS TRAVELLER  
NEEDS FOR A  
SUCCESSFUL TRIP.

Our Business Class Rooms & Suites include the following:

Nespresso coffee machine

Upgraded bathroom amenities

Bathrobe & slippers

Complimentary mineral water

Wifi throughout the hotel

24-hour room service

In-room tea & coffee

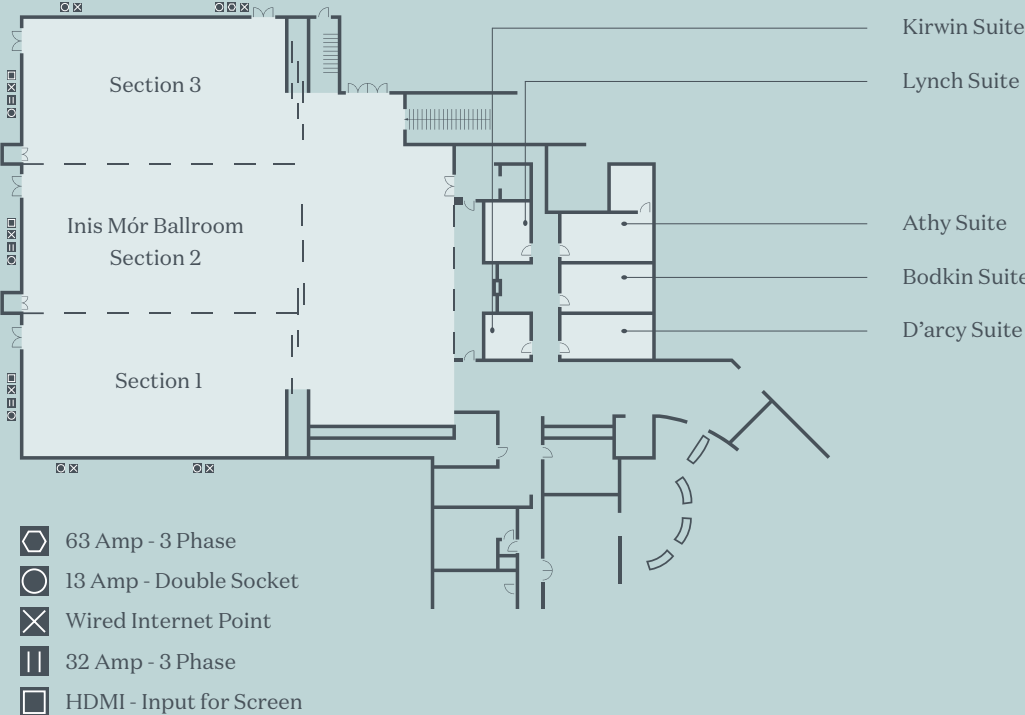
Breakfast to go for early departures

3-hour express laundry

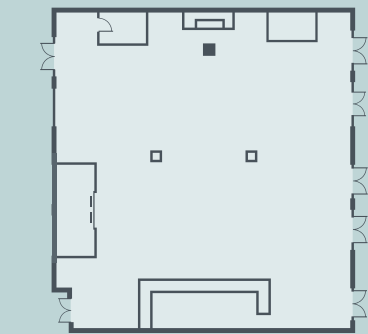
Daily newspaper

FLOOR PLANS  
PLEANANNA URLÁIR

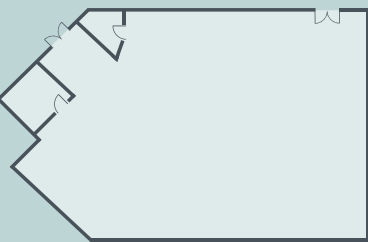
Ground Floor



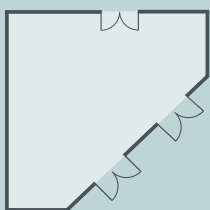
The Veranda



The Burren Suite  
Fourth Floor



Lough Atalia Suite  
Fifth Floor



ROOM	BOARDROOM STYLE	BANQUET STYLE	CLASSROOM STYLE	U-SHAPE	THEATRE STYLE	RECEPTION STYLE	CABARET STYLE	LENGTH & WIDTH	AREA SQ .M.	DOOR HEIGHT	DOOR WIDTH
Ground Floor											
Inis Mór (Entire)	50	450	350	70	600	660	280	32.3 x 19.8	630	2.4	1.9
Inis Mór 1	30	120	112	35	200	220	96	10.8 x 19.5	210	2.4	1.9
Inis Mór 2	30	120	112	35	200	220	96	10.8 x 19.5	210	2.4	1.9
Inis Mór 3	30	120	112	35	200	220	96	10.8 x 19.5	210	2.4	1.9
Pre-Conference Area	-	100	-	-	200	220	-	27. x 13	250	2.4	1.9
Inis Mór & Pre-Conference	-	650	350	-	800	990	-	-	880	2.4	1.9
Athy Suite	10	-	12	-	30	-	-	6.4 x 3.6	23	2.4	0.9
Bodkin Suite	10	-	12	-	30	-	-	6.4 x 3.6	23	2.4	0.9
D'arcy Suite	10	-	12	-	30	-	-	6.4 x 3.6	23	2.4	0.9
Kirwin Suite	4	-	-	-	-	-	-	3.74 x 3.4	12	2.4	0.9
Lynch Suite	6	-	-	-	-	-	-	4.26 x 3.41	14	2.4	0.9
The Veranda	30	120	50	30	120	300	96	17. x 12.5	212.5	2.4	1.9
Fourth & Fifth Floor											
The Burren Suite	20	80	50	28	80	100	72	14.1 X 8.2	115	2.1	1.3
Lough Atalia Suite	14	16	15	12	30	50	-	7.4 x 7.7	45	2.3	1.4